



# Three-Dimensional Mask

Design & work: KOKKA Fabric

Size: Adult & Child

have fun with KOKKA fabric! produced by **KOKKA**

[kokka-fabric.com](http://kokka-fabric.com)

The craft projects and works featured in kokka-fabric.com are strictly for personal use and enjoyment.  
Please refrain from selling handmade items using the same exact design (including the pieces made in different fabrics) featured in kokka-fabric.com.

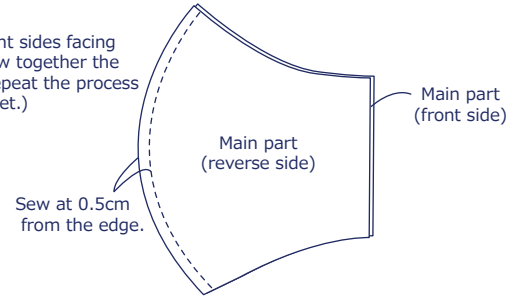
## Instructions

### Materials

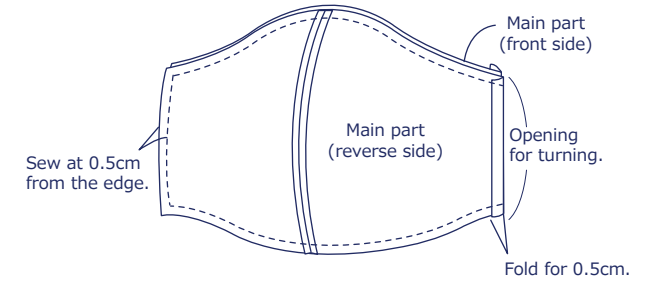
- Gauze fabric: 108cm wide x 20cm
- Elastic for mask (for adult): 2 pieces x 25cm
- Elastic for mask (for child): 2 pieces x 22cm

Fabric shown for this sample: Soft Animals P39600-600 (B)

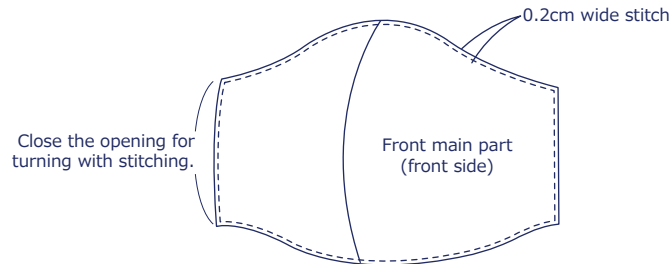
① With the front sides facing each other, sew together the main part. (Repeat the process for the other set.)



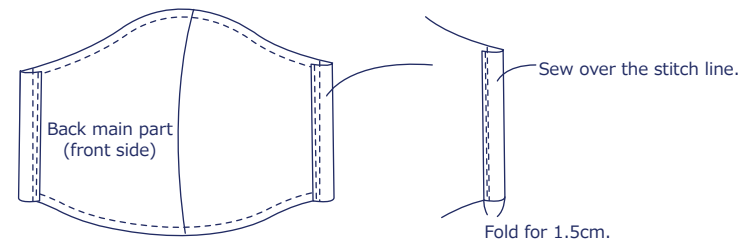
② With the front sides facing each other, put together the main parts sewn in step ① and sew around the edge. (Leave an opening for turning.)



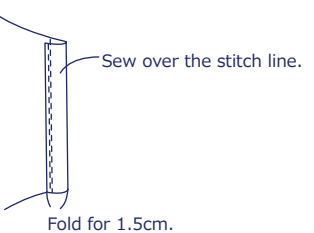
③ Turn the main part inside out and sew around the edges.



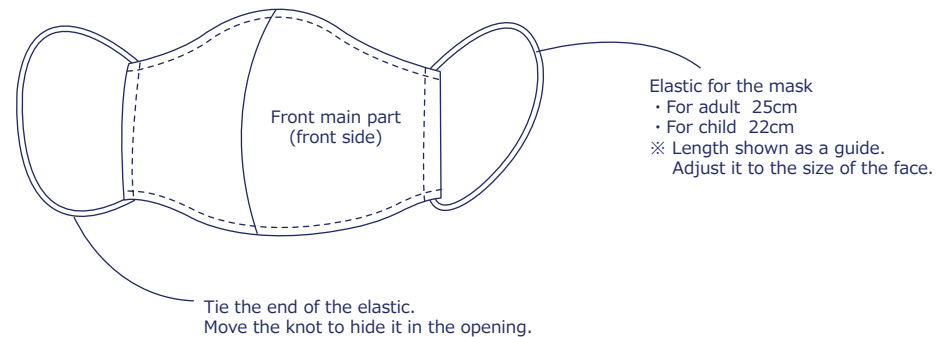
④ Make the opening for elastic.



**<For Adult>**

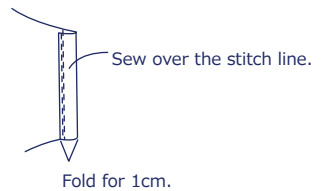


⑤ Put the elastic through the opening to finish.



Elastic for the mask  
 • For adult 25cm  
 • For child 22cm  
 ※ Length shown as a guide.  
 Adjust it to the size of the face.

**<For Child>**



The craft projects and works featured in kokka-fabric.com are strictly for personal use and enjoyment.  
Please refrain from selling handmade items using the same exact design (including the pieces made in different fabrics) featured in kokka-fabric.com.

**Full-scale pattern**

※ Seams included. Use as shown.

